




JESMA TECHNOLOGY  
GROUP

# JesBelt® F1

Reliable accuracy

*New Standards*



Advanced weighing and dosing systems for static, dynamic, and continuous weighing.

 **Jesma**<sup>®</sup>  
weighing solutions



# JesBelt® F1

Easy belt change and easy cleaning.

The JesBelt® F1 is designed with practicality in mind. The F1 is designed for all bulk industries, including bulk and powder handling, quarries and mining, plastics, grass, corn and raw materials. Our belt scales measure the flow rate or mass of the product transported on the conveyor helping ensure efficiency, accurate measuring, and traceability in your production.

When it comes to industrial weighing solutions, ease of maintenance and cleanliness are critical factors for efficiency and reliability. Our advanced belt scale is designed with these priorities in mind, offering unparalleled convenience and performance with a 1% accuracy when weighing.

For the first time, the JesBelt® F1 features an easy to change belt eliminating the need to schedule a technician. You can now change it yourself. Its outstanding design ensures easy access to all parts for maintenance, making up keep more convenient than ever.

## Key Features

### 1. Simplified Belt Replacement

The user-friendly design, enhanced by integrated lifting brackets, allows for seamless belt changes without the need for specialized tools or technicians. This minimizes downtime and ensures quick, efficient maintenance. A game changer for maintaining uptime in dynamic weighing processes.

### 2. Easy-to-Clean Design

Featuring cabinet doors on each side, the JesBelt® F1 supports quick and thorough cleaning, reducing material buildup. Its accessible structure makes it easy to maintain hygiene standards.

### 3. Outstanding accessibility for maintenance

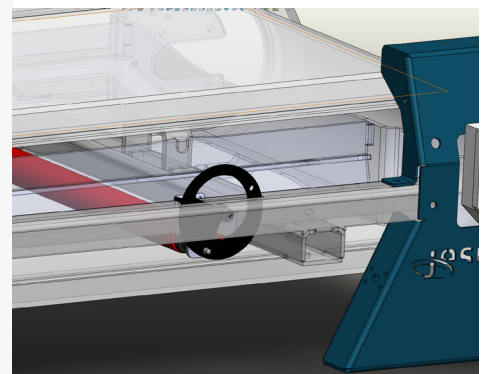

The F1's exceptional design provides easy access to all parts, simplifying maintenance and reducing the effort and time required for upkeep.

### 4. Integrated test load and controller

The built-in test load and standardized test procedure ensure optimal accuracy in dynamic process weighing. With the integrated Controller A2, which is tested and calibrated before delivery, the system offers a true "Plug and Play" experience for immediate use.

### 5. Versatile functionality

The JesBelt® F1 can operate both as a belt weigher and as a feeder with PID regulation, providing adaptability to meet a wide range of industrial applications.



# Available models

The Jesbelt® F1 is available in three models, to suit a diverse range of requirements.

**Basic:** JesBelt® F1 without inlet and outlet housing.

A basic design that provides a streamlined solution for applications where housing is not necessary.

**Standard:** JesBelt® F1 with fixed inlet housing and product guide. This model includes inlet housing and a product guide, to guide and regulate the material distribution on the belt.

**Complete:** JesBelt® F1 with both inlet and outlet cover.



This version features both inlet and outlet covers. The outlet is supplied with outlet flange for easy connection to downstream equipment.

Type	m <sup>3</sup> /h*	Length	Width	Weight in kg	
JesBelt F1 500	15/30/45	2000	500	300	
JesBelt F1 500	15/30/45	3000	500	340	
JesBelt F1 700	40/80/120	2000	700	330	
JesBelt F1 700	40/80/120	3000	700	380	
JesBelt F1 900	60/120/180	3000	900	440	

\* To ensure flow and allow fine-tuning, motor-gears are designed with a theoretical 80Hz supply from a frequency converter - for mentioned flow capacities.

The belt is equipped with a built-in scraper on its inner side, designed to minimize product residue and ensure efficient operation. This design improves the accuracy by keeping the belt clean and improves hygiene.

## Control unit for Jesbelt® F1




The Jesbelt® F1 is available with an integrated weighing controller type A2 for process weighing. The A2 uses standard communication protocol, with a modbus- TCP. The A2 provides indication of Total, Subtotal, and Flow Rate, with two separate internal totalisers for enhanced tracking. Designed for standalone or remote operation, the A2 ensures reliable performance with features like intelligent zero-setting when the belt is empty. Its user-friendly interface simplifies start-up and re-calibration, making it an ideal choice for efficient and accurate weighing processes.

# The JesBelt® F1 sets up new standards

*1-2-3 and it's changed...*

## 1.

The belt change begins by extending the integrated lifting brackets to lift and position the machine off the ground. The belt should be carefully aligned on the machine to ensure it lays straight. Once properly aligned, the legs should be attached securely using bolts.



## 2.


Once the belt is in place, The integrated lifting brackets should be carefully retracted, allowing the machine to gently lower and rest securely on the ground, standing independently.



# Reliable accuracy

## 3.

Once on the ground, the belt should be adjusted to ensure it is properly tensioned and aligned. It is important to perform measurements to confirm it is neither too loose nor too tight. Finally, the sides of the inlet bin should be secured by fastening them with bolts.



*For more detailed instructions, refer to the more comprehensive belt change guide included in the manual.*

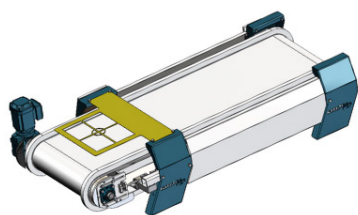
Jesbelt® F1 is available in two material options: A smooth rubber with a 40mm flexible rim or a durable PU material belt, catering to different application needs.

Belt type	Application	Suitable for low density	Wear resistance	Temperature	Grease/oil resistant	Adhesion
<b>Rubber Belt</b>	Strongly abrasive products: Broken glass, sand, gravel, alu. oxid, normal/oily ect.	Low	High	-30° - +110°/200°C	High	High
<b>PU belt</b> FDA approved antistatic	Dried products: Granulates, meal ect.	High	Medium	-30° - +110°/110°C	High	High

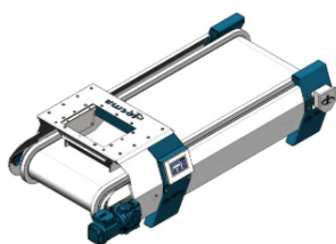
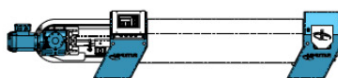


# Reliable accuracy

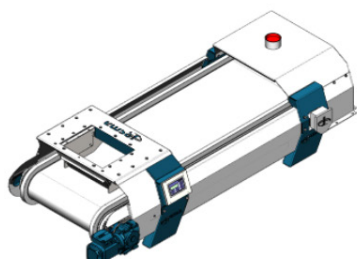
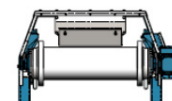
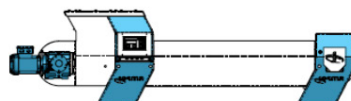
The Jesbelt® F1 comes in 3 versions



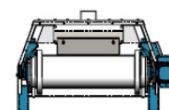
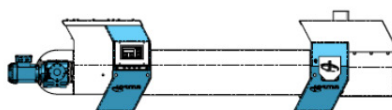
Basic



Standard



Complete





*Takes you to a new level*



**Jesma Poland**  
Ul. Firmowa 18  
PL-62-023 Robakowo  
(+48) 722 011 022  
mtr@jesma.com

**Jesma HQ**  
Helsingørvej 18  
DK-7100 Vejle  
+45 75 72 11 00  
Jesma@jesma.dk

**Jesma/SEG**  
Forettgatan 33  
SE-254 67 Helsingborg  
+46 87 64 74 00  
info-seg@jesmagroup.com

 Part of Jesma Technology Group

[www.jesma.com](http://www.jesma.com)